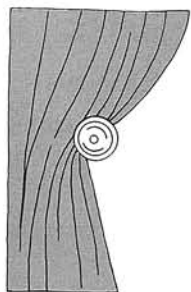
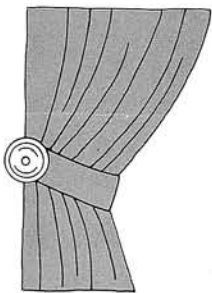


AS HOLDBACKS




Without tiebacks

Arrange fabric behind disc. Do not use with very wide panels.

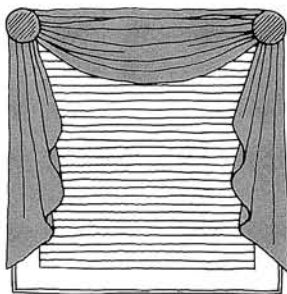


With tiebacks

Attach window side hook to one end of tieback. Wrap around panel and attach other end to room side hook.



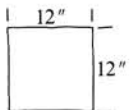
TO COVER METAL HOLDBACK WITH FABRIC



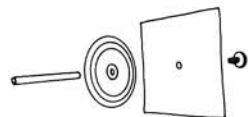
covered button



uncovered button




Cut 12" fabric square. If button is to show, make 1/4" hole in center; attach button through hole.



Wrap face of holdback and secure with plastic tie. Adjust fabric, then cut away excess.

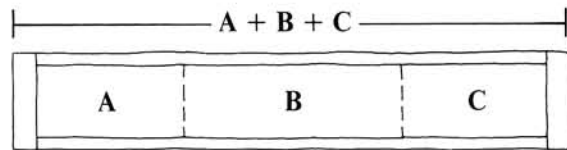
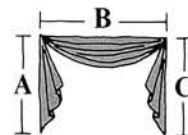


Push plastic disc on stem. Secure with adapter.



Plastic tie, and disc are included in 5460 (white & black only).

TO MAKE SCARVES

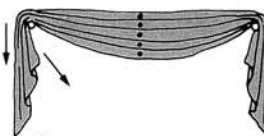


Use a ready-made scarf or one you sew. Fabric width may be from 40" to 60". If sewing, make 1" side and 5" tail hems.

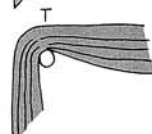
Tails may be even or uneven. Tails may flare.




1. Mark centers of opening and scarf.
2. Fold fabric; lay over stems. Adjust tail to proper length.



3. Adjust swag by pulling fabric to center. Arrange folds.




4. Insert pin through hole in stem or adapter.



5. Attach disc to stem.

AS SCARFHOLDERS

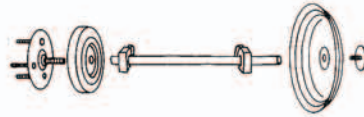


Arrange fabric with one long and one short tail. Pull short tail back up and tuck into swag.



Use two separate swags. Arrange one across two end holders. Put the other over all three holders.

ASSEMBLY



Pencil mark for top hole in base.

Metal stem

Use included wall anchor for top screw (make $\frac{1}{4}$ " hole). Use screw in bottom hole.

Use one or both stem sections with connector. Slide on hooks for tiebacks or scarves.


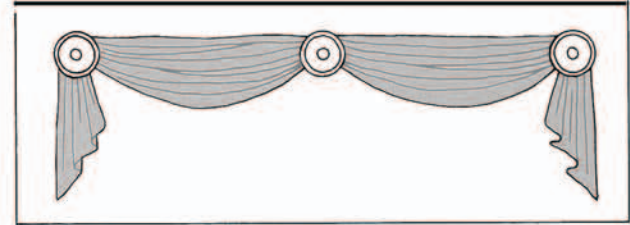


Molded stem

Use screws or purchase wall anchors.

Use stem or add extension section. Slip on hooks for tiebacks.

SCARFHOLDER/HOLDBACK



VERSATILE, PRACTICAL AND
PRETTY ACCENTS

Kirsch
ELEGANCE DEFINED

A Division of
NewellRubbermaid

©1999 TM and ©, Reg. TM, Newell Rubbermaid, Freeport, IL 61032

632033

Kirsch
ELEGANCE DEFINED